






# Slugger by FEIN Mag Drill Guide










	JHM ShortSlugger	JME Holemaker III	JMU 137-2QW	JMU 137 PQW	JMU 137 MQW	AJMU 137 PMQW	JHM USA 101
Part Number	72725161124	72705961090	72705861120	72707361090	72705661120	71700261090	72725261124
							
Hole Size Class	1-1/8"	1-3/8"					1-1/2"
Drill Only or Drill & Tap	Drill Only		Drill and Tap				Drill Only
Special Feature	Permanent Magnet				Cordless		
Model Specs							
Cutter Max Dia.	1-3/16"	1-3/8"	1-3/8"	1-3/8"	1-3/8"	1-3/8"	1-1/2"
Cutter Max DOC	2"	2"	2"	2"	2"	2"	2"
Magnet Holding Force (lbs)	1798	2810	2136	2023	2248	2023	2023
Drill Point Breakaway (lbs)	650	780	800	650	800	650	950
Tool Weight (lbs)	22	26	24	28	24	27 (w/o battery)	32
No Load RPM	680	590	550/1700	550	550	520	480
Twist Drill Max Dia	N/A	5/8"	5/8"	5/8"	5/8"	5/8"	1/2"
Tapping Max	N/A	N/A	1/2"	1/2"	1/2"	1/2"	N/A
Tool Holder	Fixed Arbor	Fixed Arbor	Fixed Arbor	Fixed Arbor	2MT	2MT	Removable arbor system
Cutter Mount	3/4" Two Flat, Set Screws	3/4" Two Flat, Set Screws	3/4" Two Flat, QuickIN	3/4" Two Flat, QuickIN	3/4" Two Flat, QuickIN	3/4" Two Flat, QuickIN	3/4" Two Flat, Set Screws
Integrated Coolant Tank	•	•	•	•	•	•	•
Reversible Feed Handles	•	•	•	•	•	•	•
Motor Height Adjustment	N/A	•	•	•	•	•	N/A
Motor Speed Adjustment	N/A	N/A	•	•	•	•	N/A
Reverse	N/A	N/A	•	•	•	•	N/A
Permanent Magnet	N/A	N/A	N/A	•	N/A	•	N/A
Cutters							
HSS/Cobalt	■		■	■	■	■	■
Carbide		■	■	■	■	■	
Accessories							
Twist Drill Chuck	N/A	•	•	•	•	•	•
Tap Holders	N/A	N/A	•	•	•	•	N/A
Countersinks	•	•	•	•	•	•	•
Twist Drill w/ 3/4" shank	•	N/A	N/A	N/A	N/A	N/A	N/A

\* ■ means the drill is optimized, but both style cutters will work.

# Slugger by FEIN Mag Drill Guide



	JHM MagForce	JME USA 202 M	JCM 200U	JCM 200 Auto	JCM 256U	4 x 4	JMU 404M
Part Number	72725361127	72706961090	72704461120	72704661120	72704761120	31342621206	72706061090
							
Hole Size Class	1-1/2"	2"				4"	
Drill Only or Drill & Tap	Drill Only		Drill and Tap			Drill Only	Drill and Tap
Special Feature	Low Profile		Auto Feed				
Model Specs							
Cutter Max Dia.	1-5/8"	2"	2"	2"	2-9/16" TCT	4"	4"
Cutter Max DOC	2"	2"	2"	2"	2"	3"	4"
Magnet Holding Force (lbs)	2023	2810	2810	2810	3147	4833	5171
Drill Point Breakaway (lbs)	900	780	910	910	1030	1930	1750
Tool Weight (lbs)	29	31	31	36	36	73	86
No Load RPM	450	350/680	260/520	260/520	240/520	150/240/290/450	4 gears (low/high)**
Twist Drill Max Dia	N/A	7/8"	7/8"	3/4"	1"	1-1/4"	1-9/16"
Tapping Max	N/A	N/A	5/8"	5/8"	3/4"	N/A	1-3/8"
Tool Holder	Fixed Arbor Quill Feed	3MT	3MT	3MT	3MT	3MT	4MT
Cutter Mount	3/4" Two Flat, Set Screws	3/4" Two Flat, Set Screws	3/4" Two Flat, QuickIN	3/4" Two Flat, QuickIN	3/4" Two Flat, QuickIN	3/4" Two Flat, 1-1/4" Wel- don, Set screws	3/4" Two Flat, 1-1/4" Wel- don, Set screws
Integrated Coolant Tank	•	•	•	•	•	•	•
Reversible Feed Handles	•	•	•	•	•	•	•
Motor Height Adjustment	N/A	•	•	•	•	N/A	•
Motor Speed Adjustment	N/A	N/A	•	•	•	N/A	•
Reverse	N/A	N/A	•	•	•	N/A	•
Permanent Magnet	N/A	N/A	N/A	N/A	N/A	N/A	N/A
Cutters							
HSS/Cobalt	■		■	■	■	■	■
Carbide		■	■	■	■	■	■
Accessories							
Twist Drill Chuck	N/A	•	•	•	•	•	N/A
Tap Holders	N/A	N/A	•	•	•	N/A	•
Countersinks	•	•	•	•	•	•	•
Twist Drill w/ 3/4" shank	•	N/A	N/A	N/A	N/A	N/A	N/A

\* ■ means the drill is optimized, but both style cutters will work. \*\* Gear 2 (Low/High) 160/290, Gear 3 (Low/High) 270/500, Gear 4 (Low/High) 420/750.